

Union Institute &  
University

# Technology at UI&U: Student Start Guide

---

The Center for Teaching &  
Learning

# Student Guide to CampusWeb at UI&U

---

## Table of Contents

RECOMMENDED COMPUTER SPECIFICATIONS FOR STUDENTS.....	2
LOG INTO CAMPUSWEB.....	3
RESOURCES AND INFORMATION ON CAMPUSWEB .....	5
Students tab .....	5
Quick Links.....	6
Home tab.....	6
HELP Desk tab.....	7
Academic tab.....	8
CTL tab.....	8
Student Complaint and Appeals Policy.....	8
Instructional Tools .....	8
eForms tab .....	8
Request a tutoring session.....	9
Groups tab.....	10
Offices tab .....	11
STUDENT RESOURCES: CONTENT/SERVICE AND WEB LINK .....	12

# Student Guide to CampusWeb at UI&U

---

Welcome to Union Institute & University! This guide provides a quick overview of the resources available in CampusWeb to students attending UI&U and covers important information you will need to get off to a successful start.

Topics include how to access your account, send campus email, locate your courses, and get the help that you may need.

---

## RECOMMENDED COMPUTER SPECIFICATIONS FOR STUDENTS

To ensure your academic success at Union Institute and University we recommend the following minimum requirements for your personal computing devices. Please contact the UI&U Help Desk (513.487.4357, [help@myunion.edu](mailto:help@myunion.edu)) with any questions or concerns.

**Internet bandwidth:** 5 MBPS or higher

### Computer hardware

- Processor: Intel Core i3 and higher or AMD equivalent
- Memory: 8 GB
- Hard Drive: 160 GB and higher

### Computers using Microsoft Windows

- Supported operating systems: Windows 7, 8, 8.1 and 10
- Supported versions of Microsoft Office: Office 365 and Office 2013 and higher
- Supported internet browsers:
  - Internet Explorer: IE 11 or higher and Edge
  - Google Chrome
  - Mozilla Firefox

### Apple Computers

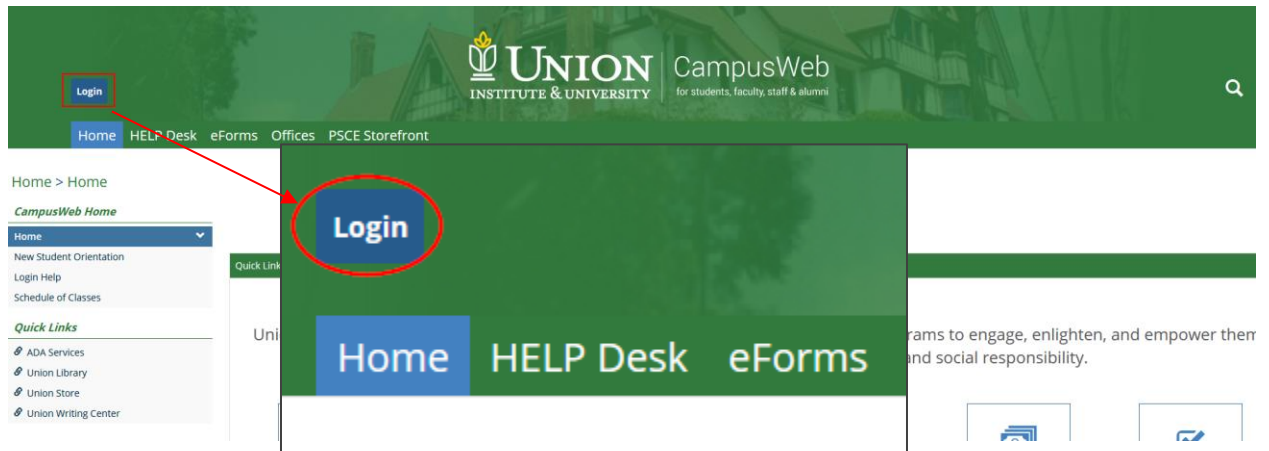
- Supported operating systems: Mac OS 10.12 (Sierra) or higher
- Supported versions of Microsoft Office: Office 365 and Office 2016 and higher
- Supported internet Browsers:
  - Apple Safari 10 and higher
  - Google Chrome
  - Mozilla Firefox

# Student Guide to CampusWeb at UI&U

## LOG INTO CAMPUSWEB

Complete the following steps to access CampusWeb.

1. Click the following link or **copy/paste** into a browser:  
<https://campusweb.myunion.edu/ics>.
2. Click Login from the top left corner.

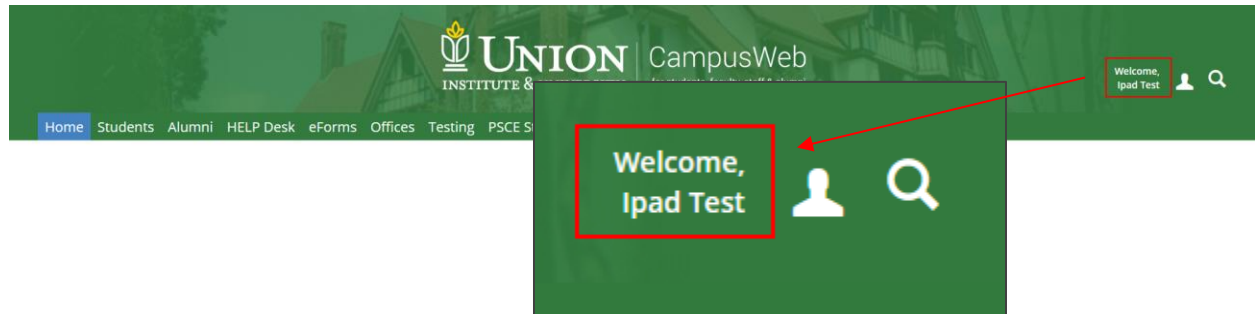


3. Enter Union ID# and Password.
  - Default password is the last four (4) digits of your Social Security number.
4. Click LOGIN.

A screenshot of the CampusWeb login form. The form has a green header with the Union Institute & University logo and the text 'Login'. Below the header, there is a blue bar with the text 'Enter your Union ID# and password to access your UI&U academic resources'. The form contains two input fields: 'Union ID#:' and 'Password:'. Below the 'Password:' field, there are two buttons: 'LOGIN' and 'CLEAR'. The 'LOGIN' button is circled in red. A red arrow points to the 'Union ID#:' field, and another red arrow points to the 'Password:' field. At the bottom of the form, there is a link that says 'Forgot your Union ID# or password?'.

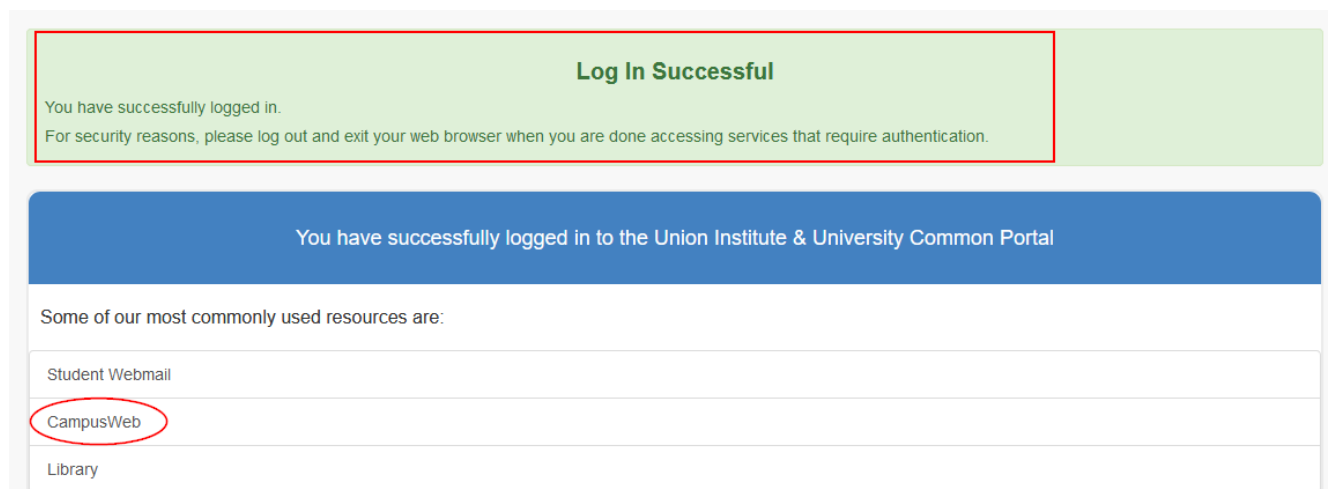
# Student Guide to CampusWeb at UI&U

Confirm your login success by checking the top right corner of CampusWeb; your first and last name will display like in the example below.

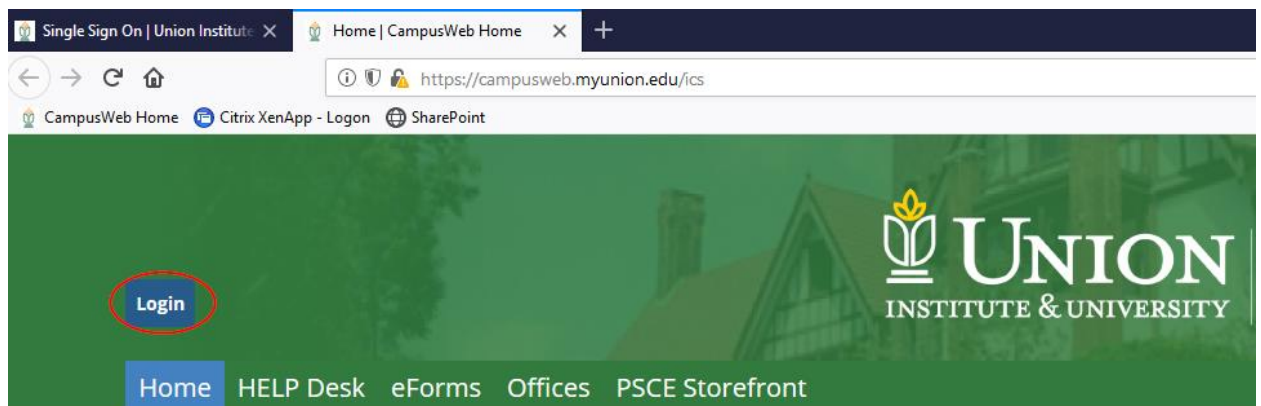


You may encounter a confirmation message if CampusWeb did not close securely. If you get the confirmation message,

1. Click CampusWeb.



2. Click Log in.




# Student Guide to CampusWeb at UI&U

## RESOURCES AND INFORMATION ON CAMPUSWEB

### Students tab

The default-landing tab for students is the Students tab. The top student options are presented via Quick Links icons: My Courses, Register for Courses, Transcripts, Student Success, My Financial Account and the Bookstore. Click the preferred icon to access that page or content.

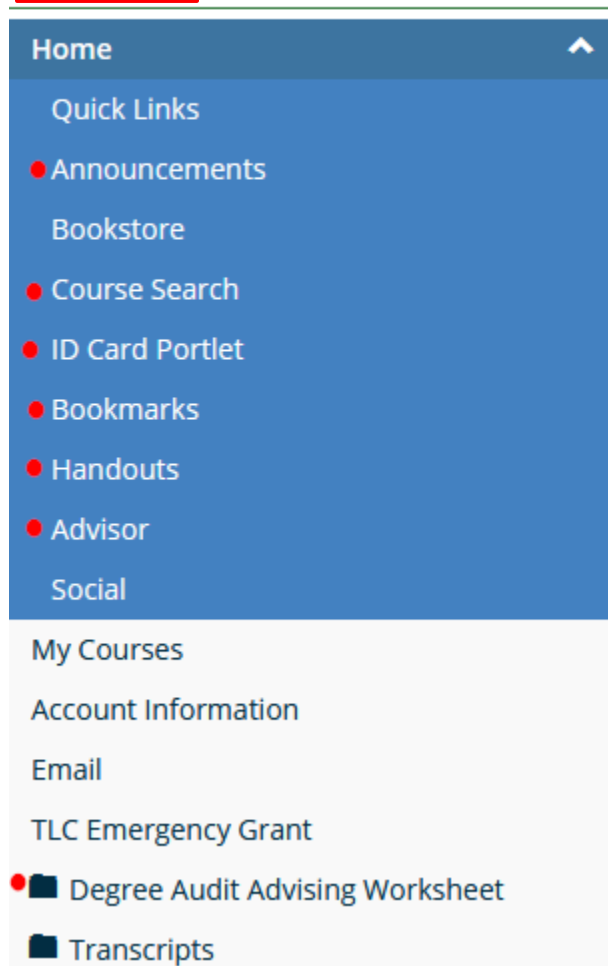


If looking for something else, the left-page menu holds additional topics for your perusal. Select the page to view only that content.

- Announcements
- Course Search
- ID Card
- Bookmarks
  - New Student Orientation
  - ADA Policy
  - University Catalog
  - Academic Services
  - Academic Integrity Policy
  - UI&U Virtual Campus-Adobe Connect
- Handouts
  - UI&U Academic Calendar
  - Assignments Guide
  - Locate Past, Current or Future courses
  - CampusWeb Self-help Guide
  - Acceptable Use of Technology Resources
- Advisor
- Degree Audit Advising Worksheet

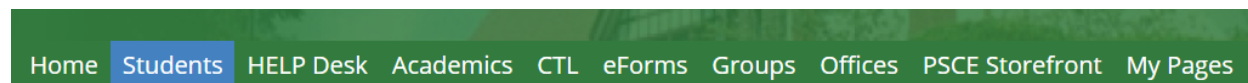
### Students > Home

#### Students



# Student Guide to CampusWeb at UI&U

Next, we will look at resources housed within CampusWeb and other tabs.



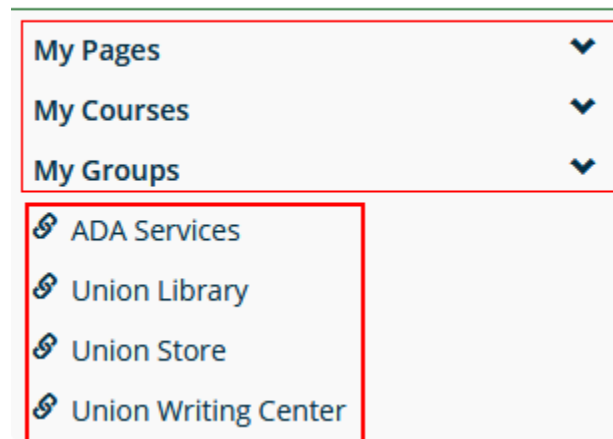
## Quick Links

Regardless of where you are within CampusWeb, Quick Links is available from the left-page menu.

My Courses, My Pages, and My Groups are ways students may interact with their course or program. Please note not all programs at UI&U have an affiliated Group. Please contact your Program Advisor with any questions.

Easily access ADA Services, the Online Library, and more with the available hyperlinks.

## Quick Links



## Home tab

Items of interest for students on the Home tab include the Quick Links of Register for Courses, My Financial Account, and Student Refunds icons.



# Student Guide to CampusWeb at UI&U

The left-page menu contains:

- New Student Orientation
  - Introduction to CampusWeb
  - IT Orientation
  - Undergraduate Orientation Guide
  - Graduate Orientation Guide
- Login Help
  - Look up UI&U ID number
  - Reset Password

Home > Home

**CampusWeb Home**

Home

What's New in CampusWeb?

● New Student Orientation

Bookstore

● Login Help

Schedule of Classes

## HELP Desk tab

From the Help Desk page, locate the Help Desk contact information. There are additional resources available on the left-page menu for students, such as Remote Help with Windows or Apple (download the appropriate link to your computer) as well as freebies, Student Help, and more.

HELP Desk > Technology Support

### HELP Desk

#### Technology Support

Hours and Contact Information

Orientation for new employees

Remote Help ●

Software and Free Downloads ●

Recommended Computer Specifications

Password and ID Help

Cincinnati Rooms and Labs

Submit a Help Desk Ticket

Adobe Connect

GoToMeeting

Student Help ●

The Help Files

#### Hours and Contact Information

##### Help Desk Hours:

**Staff Support:** Monday-Thursday, 8am-6pm Eastern time and Friday 8am-5pm Eastern time

**External help desk (third party):** Overnight and on weekends

##### Phone Numbers:

888-85-UNION

888-858-6466 ●

513-487-1137

Extension 1137 from any university center

**Email:** [help@myunion.edu](mailto:help@myunion.edu)

#### Orientation for new employees



# Student Guide to CampusWeb at UI&U

## Academic tab

UI&U does not use the Academics tab in CampusWeb.

## CTL tab

### Student Complaint and Appeals Policy

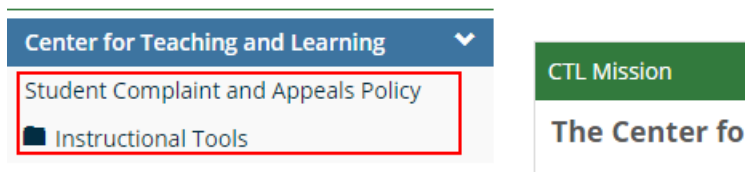
View a short two-minute video explaining the policy and access the Student Concern form.

### Instructional Tools

Visit the Instructional Tools sub-section if you will be using Adobe Connect, GoToMeeting, Turnitin and more.

## CTL > Center for Teaching and Learning

### CTL

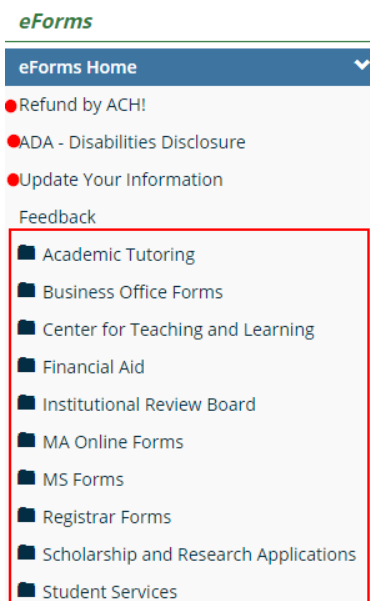


## eForms tab

Obtain various forms from a number of offices from this one tab! Using the left-page menu, you may access:

- Refund
- Disability Disclosure
- Update your contact Information
- Various Offices
  - Academic Tutoring
  - Business Office Forms
  - Registrar Forms
  - Student Services

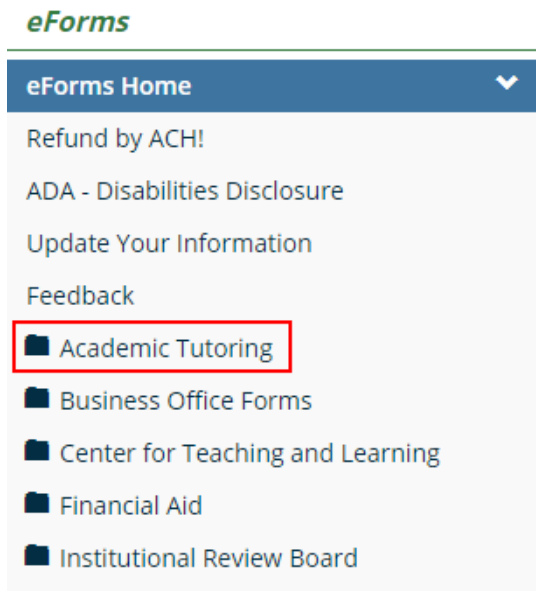
### eForms > eForms Home



# Student Guide to CampusWeb at UI&U

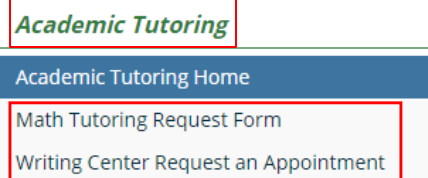
## *Request a tutoring session*

1. Click Academic Tutoring from the left menu.



- The Academic Tutoring homepage will display.
  - Click Math Tutoring Request Form to schedule a tutoring session for math.
  - Click Writing Center Request an Appointment to schedule a tutoring sessions for writing.

eForms > Academic Tutoring > Academic Tutoring Home > Free-form Content



Your academic tutoring forms are under the [Page Menu](#) to your left.

# Student Guide to CampusWeb at UI&U

## Groups tab

Select the Groups tab to access UI&U groups, similar to social media groups, that you have joined or to join new groups.

1. Click Browse Groups to view available student groups.

Groups  Print this page

### Groups

#### CampusWeb Groups

CampusWeb Groups are a way for users to collaborate on topics of shared interest. It is another way of creating a community. They are similar to CampusWeb courses in that they can have announcements, handouts, bookmarks, calendars and other information pertinent to the group.

Faculty and Staff can submit an application to create a group using the *Create New Campus Groups* link on the right side of this page. The person who applies for the group will be the leader. Leaders have the ability to add content and add or invite new members. Groups can be public and users can proactively join or private, in which case users will be invited to join or added by the group leader.

Students can proactively join public groups by clicking on the *Browse Groups* link on the right side of this page. Public groups will be displayed with a Join link, private groups will have Closed listed. Once you join a group, a link to the group will appear under My Groups in the Quick Links.

Each group may be set up a little differently depending on the content posted. However, groups will have a Members Page, Group Directory, Discussion area and Public Page.

#### Group Leaders

Groups may be requested by any faculty or staff members of Union. Students may not request a group, however faculty may request that a student be promoted to one of the leaders of a group.

### Campus Groups

#### My Groups

Cincinnati	Drop Group
Cohort PhD Student Resource Center	Drop Group
Florida Center Graduate Program	Drop Group
Jonathan and Mary's Fun Play Group	Drop Group
Undergraduate Resource Corner	Drop Group

[Browse Groups](#)

[+ Create New Campus Group](#)

2. Locate the preferred group by entering a search criteria or by using the scrollbar.

- If you are already a member of the group, it will display **Member**
- Click Join to connect with the new public group

### Campus Groups

Keyword search

#### Academic Programs

Writing Center

Member

[View group](#)

#### Other

Manuscript Writing and Publications

Not a member

[Join](#)

Social Workers of Tomorrow

Closed

[View group](#)

# Student Guide to CampusWeb at UI&U

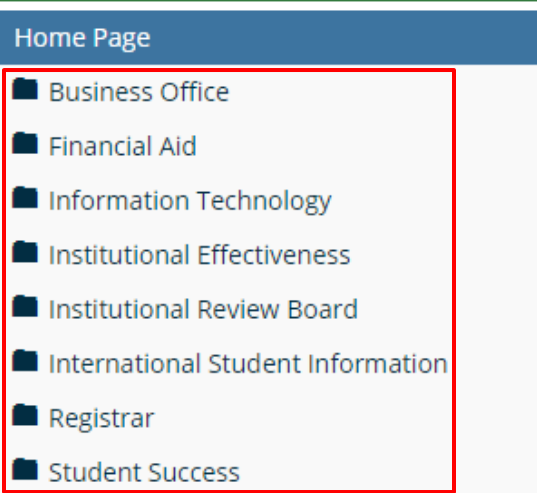
---

## Offices tab

Click the Offices tab to quickly access office folders from the left menu and any needed handouts, forms, etc.

Offices > Home Page > Offices

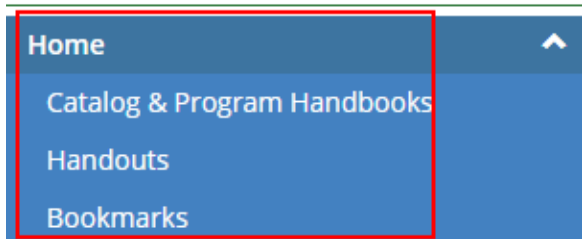
### Offices



Click the preferred office folder and information pertaining to that area will display. Notice how the breadcrumb displays the path from Offices tab to Registrar folder.

Offices > Registrar > Home

### Registrar



### Catalog & Program Handbooks

The UI&U Catalog is the official primary sou  
Individual program handbooks supplement t

# Student Guide to CampusWeb at UI&U

## STUDENT RESOURCES: CONTENT/SERVICE AND WEB LINK

STUDENT RESOURCES		
PAGE	CONTENT/SERVICE	WEB LINK
ACADEMIC SERVICES	The Writing Center	<a href="http://myunion.edu/student-resources/academic-services/">http://myunion.edu/student-resources/academic-services/</a>
	Math Tutoring Center	
DISABILITY SERVICES	UI&U's ADA Policy	<a href="http://myunion.edu/student-resources/disability-services/">http://myunion.edu/student-resources/disability-services/</a>
CAREER SERVICES	Skill Development, Professional Network, and Career Counseling	<a href="http://myunion.edu/student-resources/career-services/">http://myunion.edu/student-resources/career-services/</a>
REQUEST A TRANSCRIPT	Official and Unofficial Transcripts	<a href="http://myunion.edu/student-resources/request-a-transcript/">http://myunion.edu/student-resources/request-a-transcript/</a>
GRADUATION INFORMATION	Locations, Times, Dates, Lodging, and Requirements	<a href="https://myunion.edu/current-students/commencement-information/">https://myunion.edu/current-students/commencement-information/</a>
LIBRARY	Access to UI&U's Virtual Library	<a href="http://library.myunion.edu/">http://library.myunion.edu/</a>